

## Feedback from Thematic Subgroups: March 2009

| <b>Thematic Partnership</b>  |   |  |
|--|---|--|
| <b>Community Safety</b>  |   |  |
| <b>Main Aims of the Partnership</b>  |   |  |
| Work towards delivering its relevant section of Gosport's 2026 Vision in the Sustainable Community Strategy: Reduce crime, substance misuse and anti social behaviour in the Borough of Gosport. |   |  |
| <b>Emerging Priorities</b>   |   |  |
| How can you make a difference?   | 1 | Anti social behaviour, criminal damage and fear of crime                         |
|  | 2 | Violent Crime  |
|  | 3 | Reoffending and Preventing Youngsters entering Criminal Justice System           |
|  | 4 | Reduce Drug and Alcohol Related Offending  |
|  | 5 | Engage with our communities on all of the above in order to improve our response |
| <b>Links to Hampshire Local Area Agreement Priority Outcomes</b>   |   |  |
| LAA Theme:   |   | • Safer Communities  |
| <b>Progress and issues arising since September 2008</b>  |   |  |



**Performance Report 3<sup>rd</sup> Quarter October – December**

**Report produced for: Community Safety Partnership's Strategic Board**

**Report produced by: Community Safety Department**

**Date: 08/01/2009**

### Summary of Performance

- Gosport currently has an above average number of crimes per 1000 residents in comparison to its MSG (most similar group) despite an improvement in performance this quarter.
- Gosport has experienced a decrease this period in the number of crimes per 1000 residents and is no longer the worse performing CDRP in Hampshire.
- There were a high number of recorded criminal damage offences over the first quarter however positive reductions have been seen in the second quarter and third quarter meaning that Gosport is currently in line to meet its target.
- There were a high number of recorded Assault with less serious injury offences over the first quarter however positive reductions have been seen in the second and third quarter and Gosport is now in line to meet its target.
- When comparing the 3<sup>rd</sup> quarter to the same period in 2007 Gosport borough has experienced a 3.8% reduction in all crime.
- When comparing the 2<sup>nd</sup> and 3<sup>rd</sup> quarter this financial year Gosport has experienced a 6.8% reduction in all crime and is the second consecutive period where a reduction in offences has been seen.
- At present a large amount of performance data is not available particularly in regards to public perception however the Place Survey publication date will be 09/03/2009 and so will be available for the next performance report.

## Partnership Activity

### Joint Action Groups –

- Intelligence led monthly Community Tasking and Co-coordinating Group (CTCG) meetings are continuing with improved attendance and significant increase in the amount of partnership information being shared resulting in a more comprehensive picture being gained and more joined up working being achieved.
- Prolific and Priority Offender (PPO) group continues to meet regularly. There has been an agreed planned response to the Peninsula review. There is a Steering group under development and revised draft agreement has been consulted upon for Probation to deliver all PPO support.
- The Domestic Violence Forum is well attended and is meeting regularly. The forum is being consulted on service needs and gaps to feed in to county strategic review.
- The Drug and Alcohol Reference Group is well attended and discussing new proposed treatment plan and drug profile consultation. New clean and dry house to be opened shortly in Fareham.
- Anti Social Behaviour Panel dealing with seventeen cases. There are currently one red, five amber and eleven green cases under review. The Council is actively seeking ASBO's on five of these cases.

### Progress against planned actions –

- Outline agreement reached with Portsmouth mediation service on a mediation service for Gosport.
- New ABC support service begins - Motiv8 commissioned.
- New first reprimand service about to begin – YISP commissioned.
- New alcohol arrest referral scheme begins development.
- CCTV upgrade contract.

- **Introduction of Ales Scheme which is designed to have a joined-up approach to identifying and dealing with the most problematic licensed premises recognised as being in need of attention and assistance within Gosport borough.**
- **Strategic Assessment is currently being produced to aid the review of the Community Safety Plan. Estimated completion date is the end of January 2009.**

|  | Baseline | Target            | 1 <sup>st</sup> Quarter  | 2 <sup>nd</sup> Quarter | 3 <sup>rd</sup> Quarter | Accumulative |
|--|----------|-------------------|--|-------------------------|-------------------------|--------------|
| Criminal Damage & Arson  | 1792     | 1720              | 463  | 374                     | 415                     | 1252         |
| Assault (with less serious injury)   | 795      | 763               | 230  | 169                     | 179                     | 578          |
| Number of problem drug users in effective drug treatment   | 166      | 2330 (Hants wide) | Hampshire DAAT more recent performance figures are only up to 30/06/08 and for a 12 month rolling year.    |                         |                         |              |
| Reduce Perception of people who perceive problems of drug dealing in their neighbourhood                     | 40%      | 30%               | Figures relating to public perception will be available upon the publication of the Place Survey 09/03/09. |                         |                         |              |
| Perception of people who state there are problems of ASB in their neighbourhood                              | 31%      | 27%               |  |                         |                         |              |
| Perception of people who perceive drunk and rowdy behaviour to be a problem                                  | 37%      | 35%               |  |                         |                         |              |
| Perception of people who feel that parents are not taking responsibility for the behaviour of their children | 70%      | 66%               |  |                         |                         |              |
| Reduce re-offending by Gosport PPO's (Hampshire wide)  | 19%      | 17%               | Current Youth Offending Team figures not yet available.  |                         |                         |              |
| Reduce number of first time entrants to the criminal justice system  | 19%      | 17%               |  |                         |                         |              |

The Baseline is based upon the total figure for April 2006 to March 2007.

The target figure is from April 2008 to March 2009.

The 1<sup>st</sup> Quarter is from 01/04/2008 – 30/06/2008.

The 2<sup>nd</sup> Quarter is from 01/07/2008 – 30/09/2008.

The 3<sup>rd</sup> Quarter is from 01/10/2008 – 31/12/2008.

The accumulative represents the running total for the financial year to date.

**Red means this figure is 5% over the quarterly allowance.**

**Amber means this figure is within 5% of the target figure.**

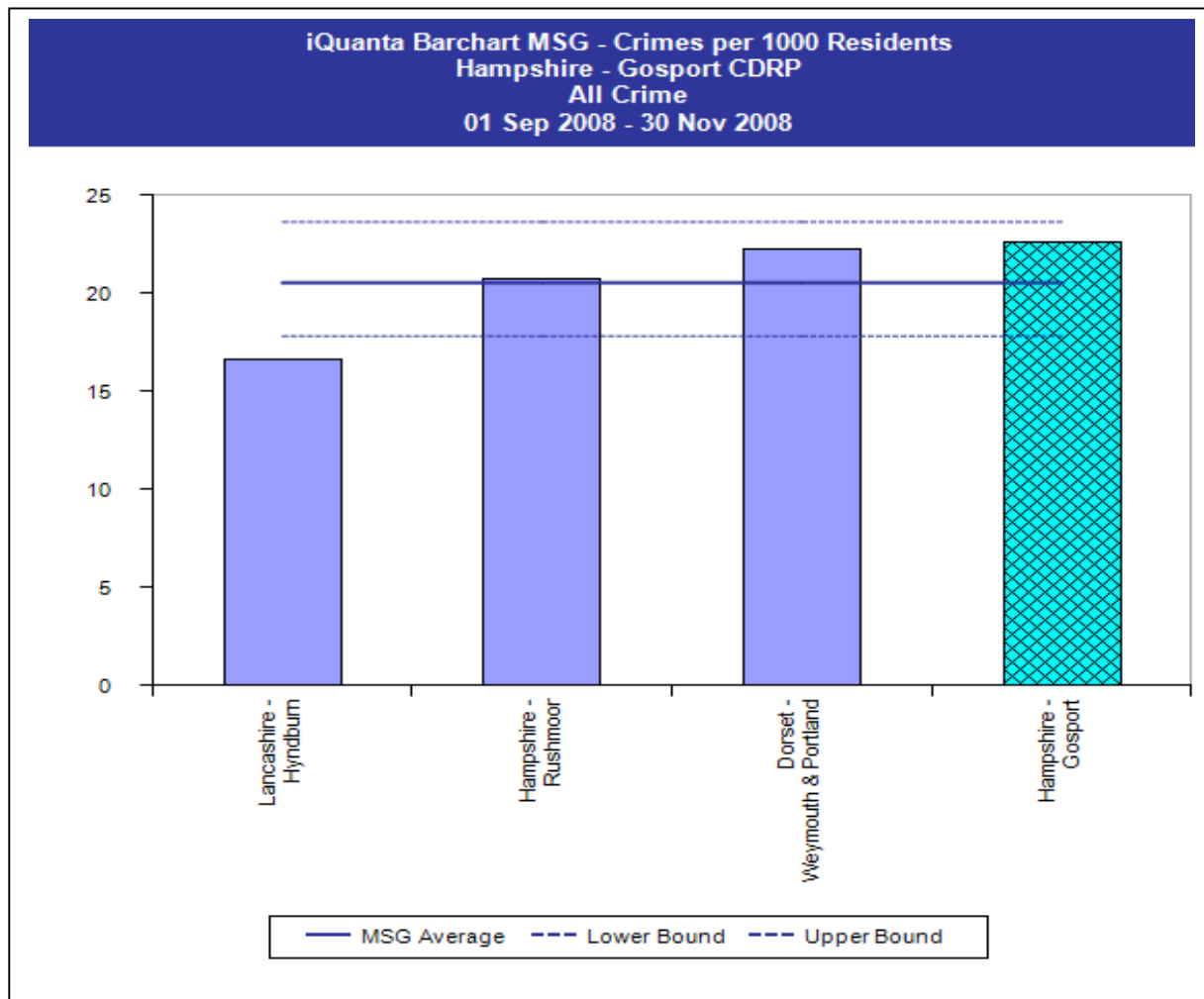
**Green means that the target is being met.**

## Appendices

The following information has been taken from iQuanta on the 08/01/09. iQuanta is a Home Office led system which provides a large repository of analysis on current police performance in England and Wales. It helps the policing and crime reduction community to focus on performance management and to track progress in improving performance. Most Similar Group (MSG) provides a benchmark for comparison of crime rates and other indicators with similar areas based on socio-economic and geographic variables. It is considered best practice by the Home Office. Please note that due to delays in performance figures, data taken from iQuanta covers the period 01/09/2008 – 30/11/2008.

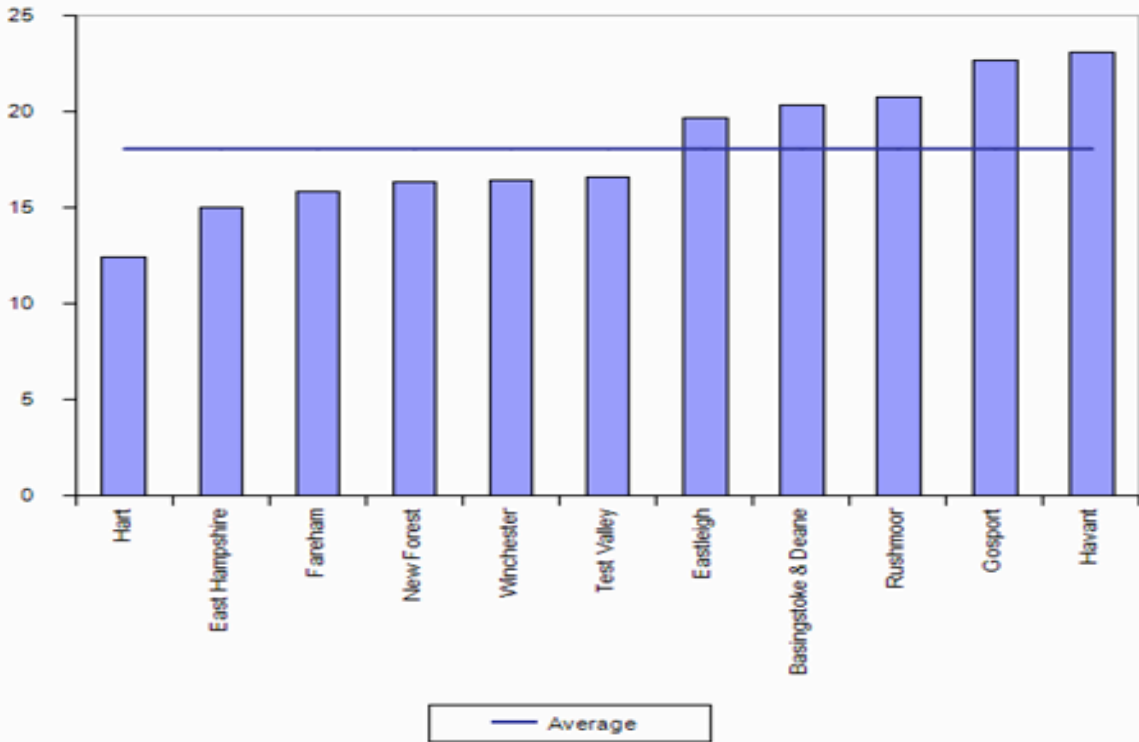
**Chart 1: Crimes per 1000 residents in comparison to peers**

Chart 1 was taken from iQuanta and shows how Gosport is comparing to its most similar family group (peers). Gosport currently has an above average number of crimes per 1000 residents in comparison to its MSG despite an improvement in performance this quarter.



**Chart 2: Hampshire Crimes per 1000 residents**

**iQuanta Barchart CDRP - Crimes per 1000 Residents  
Hampshire CDRPs  
All Crime  
01 Sep 2008 - 30 Nov 2008**



**Chart 2 shows the number of crimes per 1000 residents for all of Hampshire. Gosport now has the second highest number of crimes per resident within Hampshire with 22.60 offences. This is a decrease from 22.84 from the previous period. Rushmoor also sits within Gosport boroughs most similar family group and therefore is a fair comparison with regards to social demographic factors.**

**Chart 3: Gosport Criminal Damage Offences**

**iQuanta Projection - Number of Crimes  
Hampshire - Gosport CDRP  
Criminal Damage (inc 59)  
01 Jun 06 - 30 Nov 08**

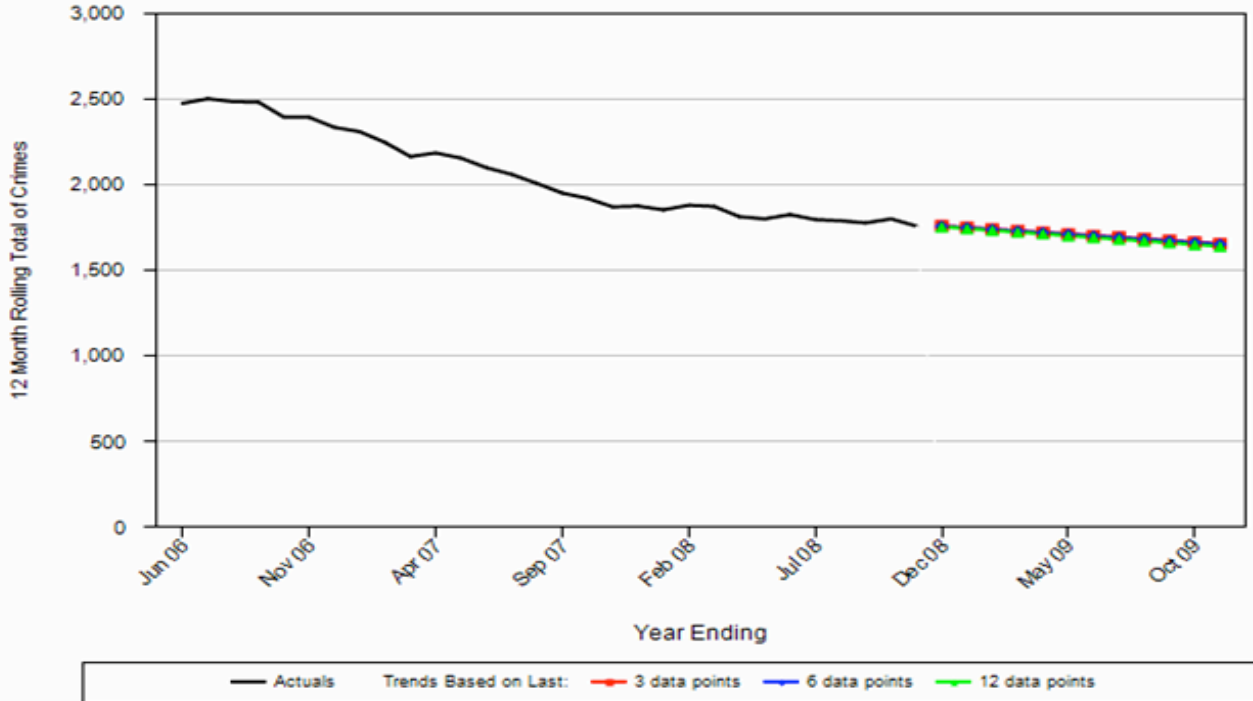


Chart 3 shows the short, medium and long term trends taken into account seasonality for Criminal Damage offences within the Gosport area. These are not predictions however they do give a projection as to the level of crimes based over the past thirty months data.

From figures taken from Business Objects and iQuanta, Gosport borough is currently on course to achieve its target of a 4% reduction in criminal damage offences this financial year and a downward trend has been experienced over the past three years.

**Chart 4: Gosport Assault (with less serious injury) offences**

**iQuanta Projection - Number of Crimes  
Hampshire - Gosport CDRP  
Assault with Less Serious Injury  
01 Jun 06 - 30 Nov 08**

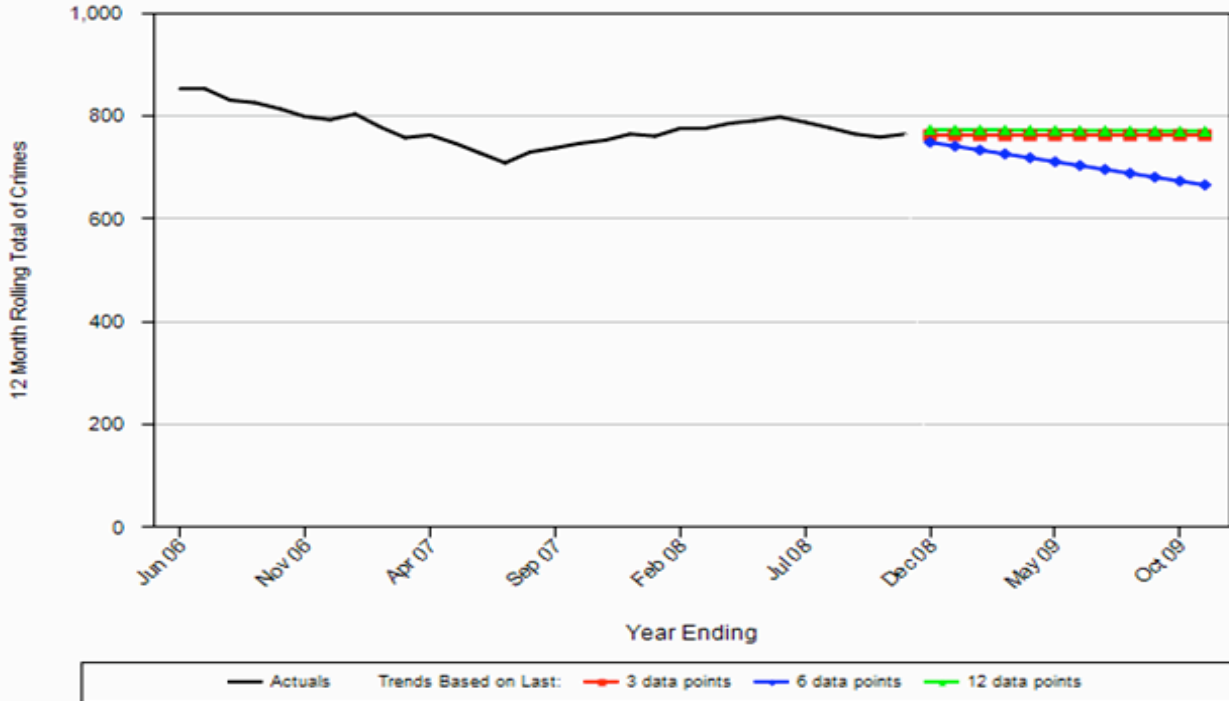


Chart 4 shows the short, medium and long term trends taken into account seasonality for Assault with less serious injury offences within the Gosport area. These are not predictions however they do give a projection as to the level of crimes based over the past thirty months data.

From figures taken from Business Objects and iQuanta, Gosport borough is currently achieving its target of a 4% reduction in offences Assaults offences this financial year. A considerable reduction in offences has been experienced during the 2<sup>nd</sup> and 3<sup>rd</sup> quarters.

|                             | Gosport CDRP        |                     |          |
|-----------------------------|---------------------|---------------------|----------|
|                             | 01/10/07 - 31/12/07 | 01/10/08 - 31/12/08 | % change |
| 1a Violence Against Person  | 489                 | 423                 | -13.50%  |
| 1b Sexual Offences          | 24                  | 31                  | 29.17%   |
| 1c Robbery                  | 11                  | 5                   | -54.55%  |
| 2a House Burglary           | 47                  | 40                  | -14.89%  |
| 2b Other Burglary           | 88                  | 78                  | -11.36%  |
| 3a Theft of Motor Vehicle   | 32                  | 23                  | -28.13%  |
| 3b Theft from Motor Vehicle | 90                  | 125                 | 38.89%   |
| 3c Other theft and handling | 298                 | 297                 | -0.34%   |
| 3d Shop theft               | 140                 | 147                 | 5.00%    |
| 4 Fraud & Forgery           | 29                  | 41                  | 41.38%   |
| 5 Criminal Damage & Arson   | 427                 | 415                 | -2.81%   |
| 6 Drugs                     | 54                  | 38                  | -29.63%  |
| 7 Other Offences            | 24                  | 23                  | -4.17%   |
| Totals                      | 1753                | 1686                | -3.82%   |

|                             | Gosport             |                     |          |
|-----------------------------|---------------------|---------------------|----------|
|                             | 01/07/08 - 30/09/08 | 01/10/08 - 31/12/08 | % change |
| 1a Violence Against Person  | 467                 | 423                 | -9.42%   |
| 1b Sexual Offences          | 40                  | 31                  | -22.50%  |
| 1c Robbery                  | 1                   | 5                   | 400.00%  |
| 2a House Burglary           | 64                  | 40                  | -37.50%  |
| 2b Other Burglary           | 73                  | 78                  | 6.85%    |
| 3a Theft of Motor Vehicle   | 14                  | 23                  | 64.29%   |
| 3b Theft from Motor Vehicle | 126                 | 125                 | -0.79%   |
| 3c Other theft and handling | 361                 | 297                 | -17.73%  |
| 3d Shop theft               | 178                 | 147                 | -17.42%  |
| 4 Fraud & Forgery           | 35                  | 41                  | 17.14%   |
| 5 Criminal Damage & Arson   | 374                 | 415                 | 10.96%   |
| 6 Drugs                     | 42                  | 38                  | -9.52%   |
| 7 Other Offences            | 35                  | 23                  | -34.29%  |
| Totals                      | 1810                | 1686                | -6.85%   |

The charts above are taken from Business Objects and show a comparison of all offences with Gosport comparing the 3<sup>rd</sup> Quarter (01/10/2008 – 31/12/2008) with firstly the same period in 2007 (01/10/2007 – 31/12/2007) and then with the 2<sup>nd</sup> Quarter (01/07/2008 – 30/09/2008). Percentage changes have also been shown. In both comparisons Gosport has performed well this period and an overall reduction in all crime has been seen.

| <b>Chairman</b>                                  |                                 |                                 |                               |
|--|---------------------------------|---------------------------------|-------------------------------|
| <b>Name:</b>                                     | Cllr David Smith                |                                 |                               |
| <b>Organisation:</b>                             | Gosport Borough Council         |                                 |                               |
| <b>Address:</b>                                  | Town Hall, High Street, Gosport |                                 |                               |
| <b>Telephone:</b>                                | 01329 235888 Ext 230            |                                 |                               |
| <b>Email:</b>                                    | David.smith@gosport.gov.uk      |                                 |                               |
| <b>Gosport Partnership Board: Representative</b> |                                 |                                 |                               |
| <b>Name:</b>                                     | As above                        |                                 |                               |
| <b>Membership</b>                                |                                 |                                 |                               |
| <b>Organisation</b>                              |                                 | <b>Representative</b>           |                               |
| Gosport Borough Council                          |                                 | Councillor David Smith          |                               |
| Gosport Borough Council                          |                                 | Peter Wilson                    |                               |
| Gosport Borough Council                          |                                 | Jamie O'Reilly                  |                               |
| Gosport Borough Council                          |                                 | Sharon Dalrymple-Bray           |                               |
| Hampshire County Council                         |                                 | Councillor Margaret Snaith      |                               |
| Hampshire Fire and Rescue Authority              |                                 | Councillor Lee Hunt             |                               |
| Hampshire Constabulary                           |                                 | Chief Inspector Jerry Patterson |                               |
| Hampshire PCT                                    |                                 | Neil Lockett                    |                               |
| Hampshire Fire Service                           |                                 | Peter Watson                    |                               |
| Probation  |                                 | Martin Roscoe                   |                               |
| <b>Meetings Held and Arranged</b>                |                                 |                                 |                               |
| <b>Date:</b>                                     | 3 <sup>rd</sup> April 2008      | <b>Date:</b>                    | 15 <sup>th</sup> January 2009 |
| <b>Date:</b>                                     | 14 <sup>th</sup> July 2008      | <b>Date:</b>                    | 2 <sup>nd</sup> April 2009    |
| <b>Date:</b>                                     | 18 <sup>th</sup> September 2008 | <b>Date:</b>                    | 2 <sup>nd</sup> July 2009     |
| <b>Date:</b>                                     | 16 <sup>th</sup> October 2008   | <b>Date:</b>                    | 1 <sup>st</sup> October 2009  |